

A forum for woodworkers of all skill levels to share their common interests

# NORTHWEST WOODWORKERS' GUILD

## THE SAWDUST NEWS

October 2011

<http://www.nwwguild.org>

### Next Meeting:

### McKinnon Furniture

**October 27**

**▶ 6:30 PM ◀**

**McKinnon  
Furniture**

**6520 5th Avenue S.  
Seattle, WA 98108  
206.768.2484**

### Guild Officers

**President**—Bob Schaefer  
**Vice-president and  
Membership**—Sally Wright  
**Treasurer**—Chris Green  
**Secretary**—Rick Tydings  
**Programs**—Al Falco, Don  
McNutt, Jack Martin, Ed  
Moore, Ray Ross  
**Raffle**—Tom Murray, Herb  
Stoops

The following are volunteer  
positions and are not  
Officers of the Guild:

**Webmaster**  
Tom Howorth  
[thoworth@gmail.com](mailto:thoworth@gmail.com)

**Newsletter**  
Steve Krauss  
[catbert@oz.net](mailto:catbert@oz.net)  
425-746-5067



## President's Message

— by Bob Schaefer

First an announcement. Because of the Thanksgiving holiday there will be no meeting in the month of November. The December meeting will be early in that month although I have not yet received a date. It will be at Woodcraft. The January 2012 meeting will be on our regular evening--the last Thursday of January at Woodcraft. When I get a date we will inform you about the precise day of the December meeting.

The September 29 meeting was well attended. There were no changes in membership status and the treasury stands at \$2700.00.

The Show and tell again featured a beautiful marquetry by Dennis Harrison. Charlie Culler demonstrated a jig for installing threaded inserts. Steve Krauss showed photographs of a sofa table and other furniture finished with Profin.

The highlight of the evening was the presentation by Billy Baugh on the topic of the band saw. Billy delivered a most thorough and informative lecture-demonstration. Lively questions and answers were exchanged during the presentation.

Thank you Billy. We look forward to hearing from you in the future,

The next meeting will be October 27, 6:30 PM at McKinnon Furniture. This has always been informative and enjoyable and they have a great scrap box. See you there.


## No October Show-and-tell/Raffle

Because we will be at McKinnon Furniture, there will not be a Show-and-tell or Raffle at the next meeting. Please save your projects and raffle money for the December meeting.

## In The Shop!

I've been a member of the woodworker's guild for a few years now, but have not been able to attend meeting because I work second shift at Boeing. I was hoping you could ask the members at the next meeting if they, or anyone they know, has a jointmaker pro from Bridge city toolworks. If anyone does, would they be willing to come to my place on a weekend, or over the holidays to help me set it up. I am having a difficult time. Thank-you.  
Teresa Craig

A forum for woodworkers of all skill levels to share their common interests



Northwest Woodworkers Guild  
Steve Krauss, Newsletter Editor  
16204 Main St  
Bellevue, WA 98008

## Member's Discounts

All members in good standing receive a membership card that will allow them to get a discount at the stores listed below:

**Crosscut Hardwoods**  
4100—1st Avenue S.,  
Seattle 98134  
**10% Discount**

**Rockler Woodworking**  
3823 Stone Way N.  
Seattle 98103  
**10% Discount (not valid on power tools)**

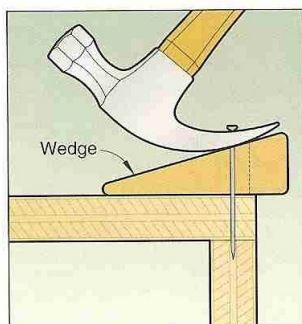
**Woodcraft Supply**  
5963 Corson S.,  
Seattle 98108  
**10% Discount (not valid on power tools or workbenches)**

**Edensaw Woods**  
8032 S. 194th St.  
Kent, WA 98032

Please present your current membership card to receive your discount.

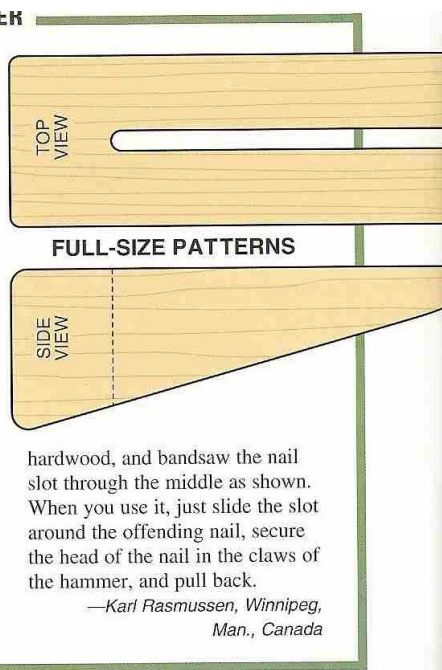
## Shop Tip (submitted by Herb Stoops)

### MAKE PULLING NAILS EASIER



Everybody knows that a wedge increases the force you exert when pulling out a stubborn nail. But most of us wait until we're in a jam, then grab the nearest block of scrapwood to elevate the hammer.

If you want to pull nails the right way—with effortless efficiency—cut one of these nail-pulling wedges out of a sturdy piece of

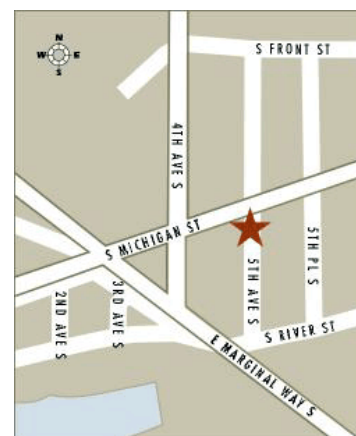


hardwood, and bandsaw the nail slot through the middle as shown. When you use it, just slide the slot around the offending nail, secure the head of the nail in the claws of the hammer, and pull back.

—Karl Rasmussen, Winnipeg, Man., Canada

## Directions to McKinnon Furniture

I-5 to Downtown Seattle: Take "Exit 162 Corson Ave to Michigan St." (if Northbound, the exit is from the left lane). Continue on Corson Ave S and go South for 0.1 miles. Turn right on S. Michigan St. and go West for 0.3 miles. Turn left on 5th Ave S and go South for about 100 feet to 6520 5th Ave S.





# September Meeting









